

Visualize work effortlessly



Is your factory having trouble...

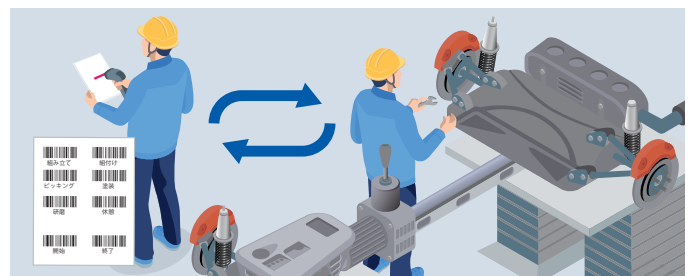
- Tracking who worked when, where and for how long?
- Collecting worker data without giving workers more to do?
- Obtaining reliable data, as workers may not log data consistently?

Visual Warehouse, our location tracking solution

Tracks worker status automatically

- ✔ Location tracking technology (sensors & tags) tracks worker hours automatically per procedure
- ✔ Exclusive software visualizes traffic & workload for analysis and improvements
- ✔ Automated collection frees workers from task of logging hours, while generating reliable data

A typical factory: Workers scan barcode before and after every procedure



Issues:

- Worker has to scan at every procedure
- Workers may not always be consistent in how they log data
- Workers may forget or make mistakes

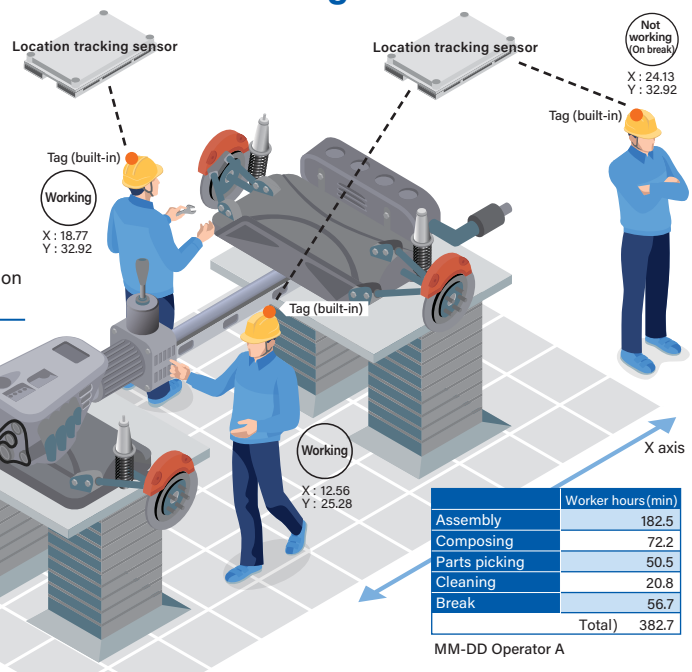
Data is not accurate despite all the effort that went into collecting it

With our automated data collection solution

Sensors and tags track location in X-Y coordinates to identify **who did which work where, when and for how long.**

Workers can simply go about their work while the system keeps track automatically.

No need to log hours



	Worker hours (min)
Assembly	182.5
Composing	72.2
Parts picking	50.5
Cleaning	20.8
Break	56.7
Total	382.7

MM-DD Operator A

Example of Improvement

Company A's production line of 10 workers

Before: Workers scanned barcodes
188times/day=6,457 sec/day

0 times/day = 0 sec/day

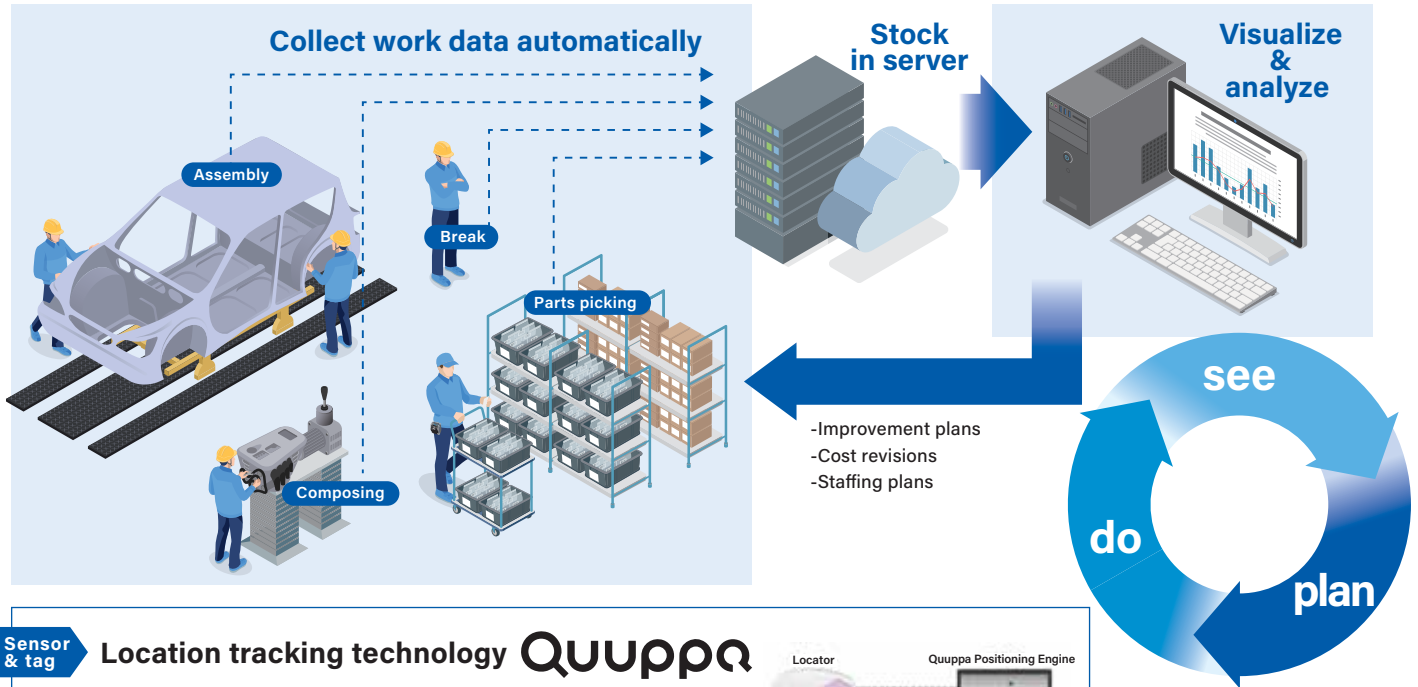
Collected data led to accurate staffing and scheduling

A complete package to improve your operations



We offer a full solution that lets you analyze the collected data on various systems to find ways to improve your operations.

Automated data collection solution

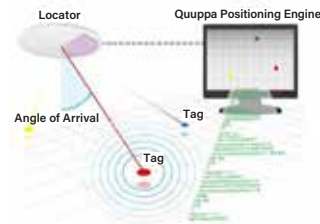


Sensor & tag

Location tracking technology QUUPPA

Tracks location of people and objects in real time to support data analyses and operational improvements

Sensor technology that can locate a tag in a production site within error margin of 50-100cm. Can be paired with the best analysis software for the customer's needs to use collected data for streamlining operations and improving productivity.



SATO group presence worldwide

We have offices in 27 countries/regions worldwide.
Our business is expanding in more than 90 countries/regions.

Europe

Germany
France
Italy
Switzerland
Netherlands
Poland
Russia
Spain
Sweden
UK

Asia

Japan
China
India
Indonesia
South Korea
Malaysia

Philippines
Singapore
Taiwan
Thailand
Vietnam

Oceania

Australia
New Zealand

Americas

USA
Mexico
Brazil
Argentina



as of Nov. 2019

Contact our sales representative for more details

All information in this leaflet is accurate as of August 2020.

Product specifications are subject to change without notice.

Any unauthorized reproduction of the contents of this leaflet, in part or whole, is strictly prohibited.

All other software, product or company names are trademarks or registered trademarks of their respective owners. Visual Warehouse is a trademark or a registered trademark of SATO Holdings Corporation in Japan and other countries.

09.01.2020 C20_0166_v1

© SATO HOLDINGS CORPORATION. All rights reserved.